

Life Chances of Young People in Scotland

Naomi Eisenstadt CB

Why young people?

- Early years narrative oversold under-fives
 - A good start is not inoculation
- Free tuition fees benefits top half of the income distribution (FE sector more funding cuts than universities, 18% vs 3.5%)
- National living wage kicks in at 25
- Emphasis on attainment has perverse impact on less academically inclined in senior phase

Why young people?

- 'living wage' not until 25
- Social class gradient on access to university, access to high paying jobs
- Failure to make the case for this age group: need a comparably powerful narrative as that for under fives
- Transition to adulthood harder than ever, and young people face significant risks

Who are we worried about?

Particularly those from more disadvantaged backgrounds and those who face additional barriers:

- Minority ethnic young people
- Young people leaving the care system
- Young people who care for other relatives
- Young parents
- Young people with disabilities

What do we know?

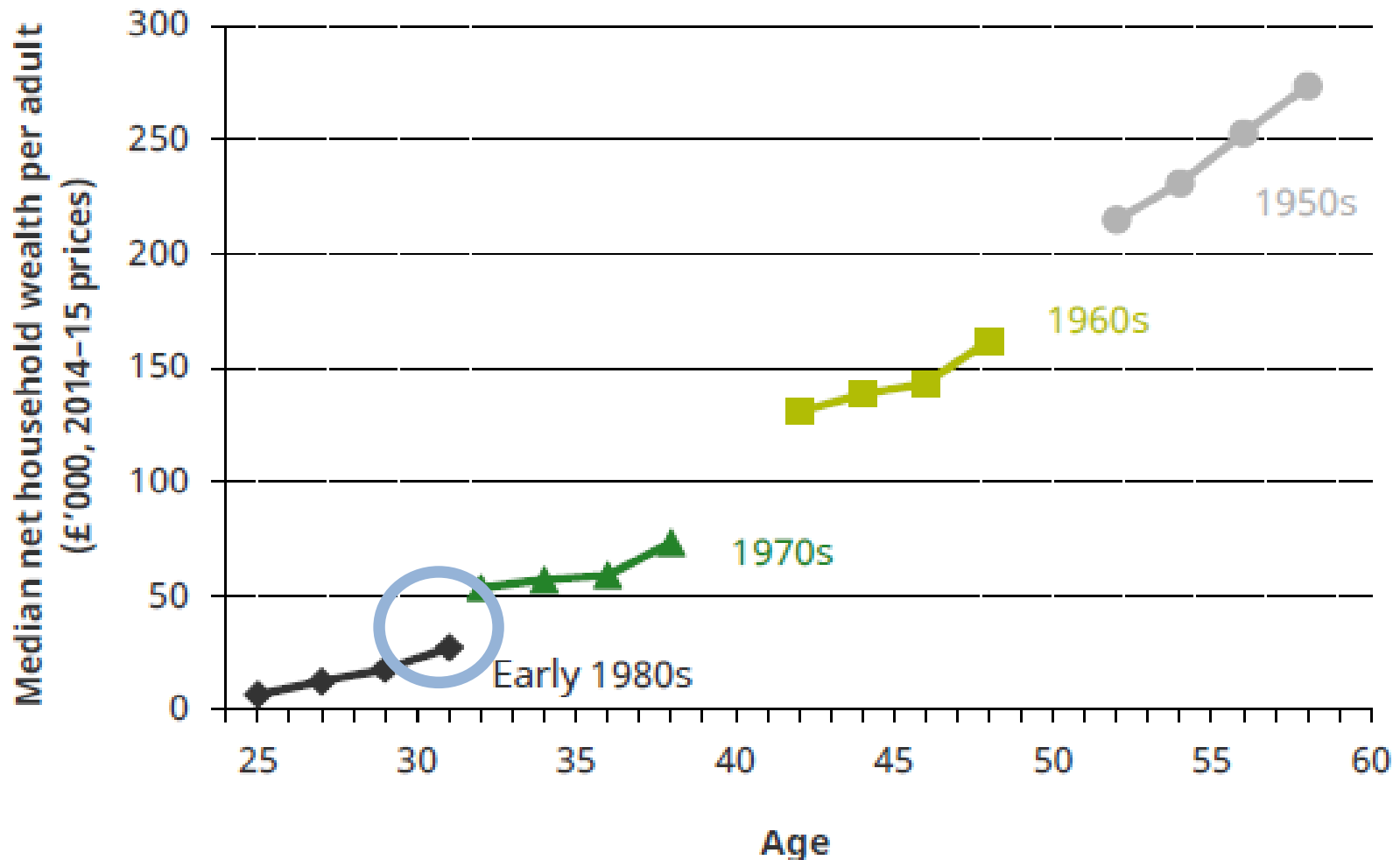
There are estimated to be nearly 600,000 young people (16-24) in Scotland

- 23% Live at or below the poverty line
- 5% report being from a minority ethnic group in 2015
- 4,602 young people aged 16 to 25 left care in 2016
- 3047 babies were born to mothers under 20 in 2014 (.5% of all births)
- 9% of young men and 12% of young women said they were carers in 2012/2013
- 11% of young adults estimated to be disabled/have a limiting long term health condition in 2015

Those with additional barriers: small numbers but greater risks to outcomes

- Poverty rates higher for all the groups
- Mental health outcomes poorer for carers and young mothers
- Employment rates poorer for all the groups
- Housing both in terms of costs and appropriateness difficult for all the groups

Median net household wealth per adult by age, for people born in different decades (UK)



Source: IFS, 'The Economic Circumstances of Different Generations'

Relative poverty rate AHC by age, 2003/04-2005/06 and 2013/14-2015/16, Scotland

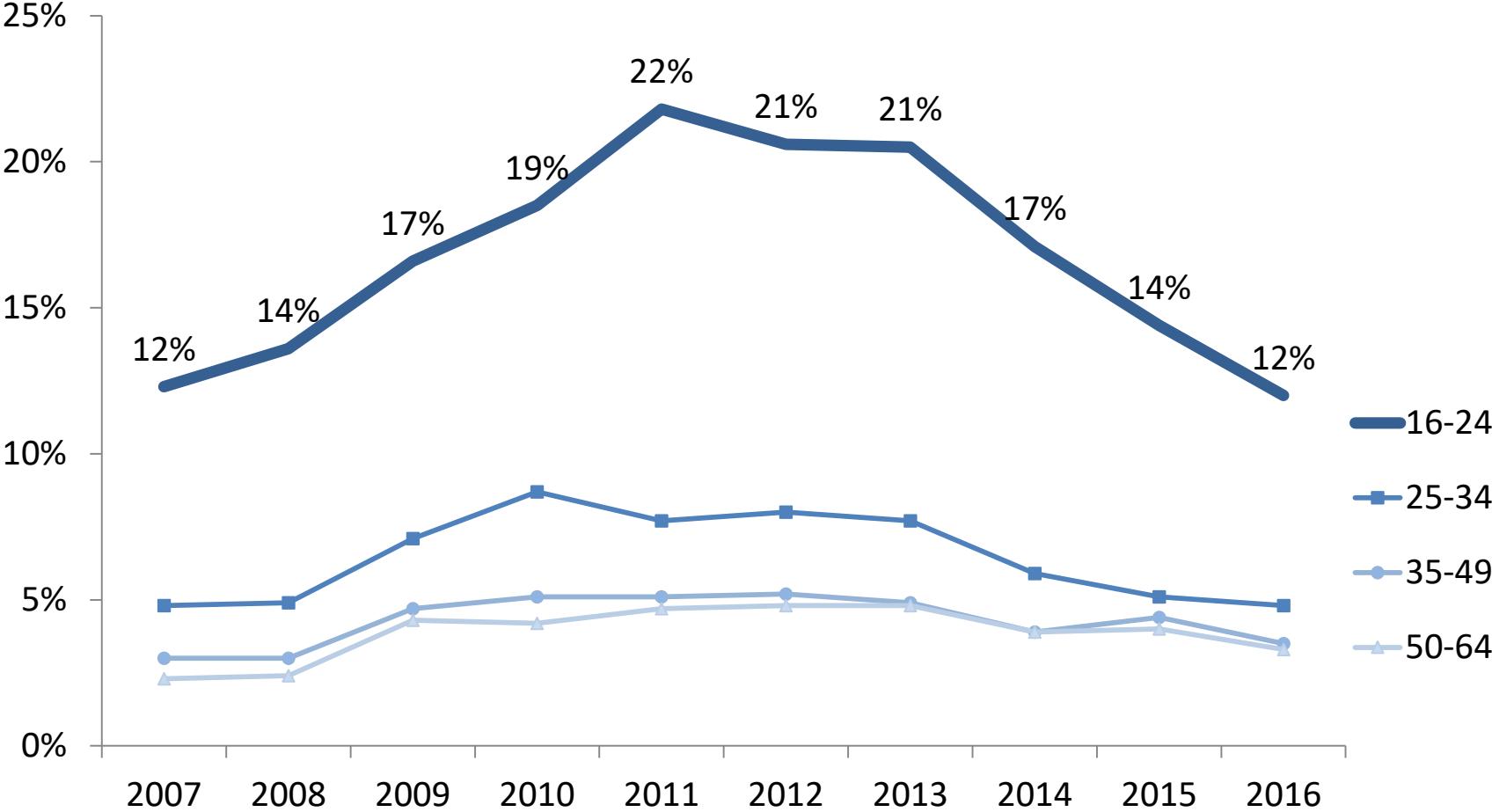


Source: Scottish Government analysis of the Family Resources Survey

3 Main themes of the report

- Employment
- Housing
- Mental health
- 2 cross cutting themes
 - Place
 - Inclusive growth


Unemployment rate in Scotland by age groups



Employment: 3 concerns

- Skills development and transitions from school
- Access to the labour market
- Job quality and pay

Young People's employment and qualification rates



Skills and transitions: Recommendations

- A new model of advice services
- Improve data tracking
- Improve engagement between local employers and schools
- Value non academic routes post school
- Develop better collaboration between FE and HE

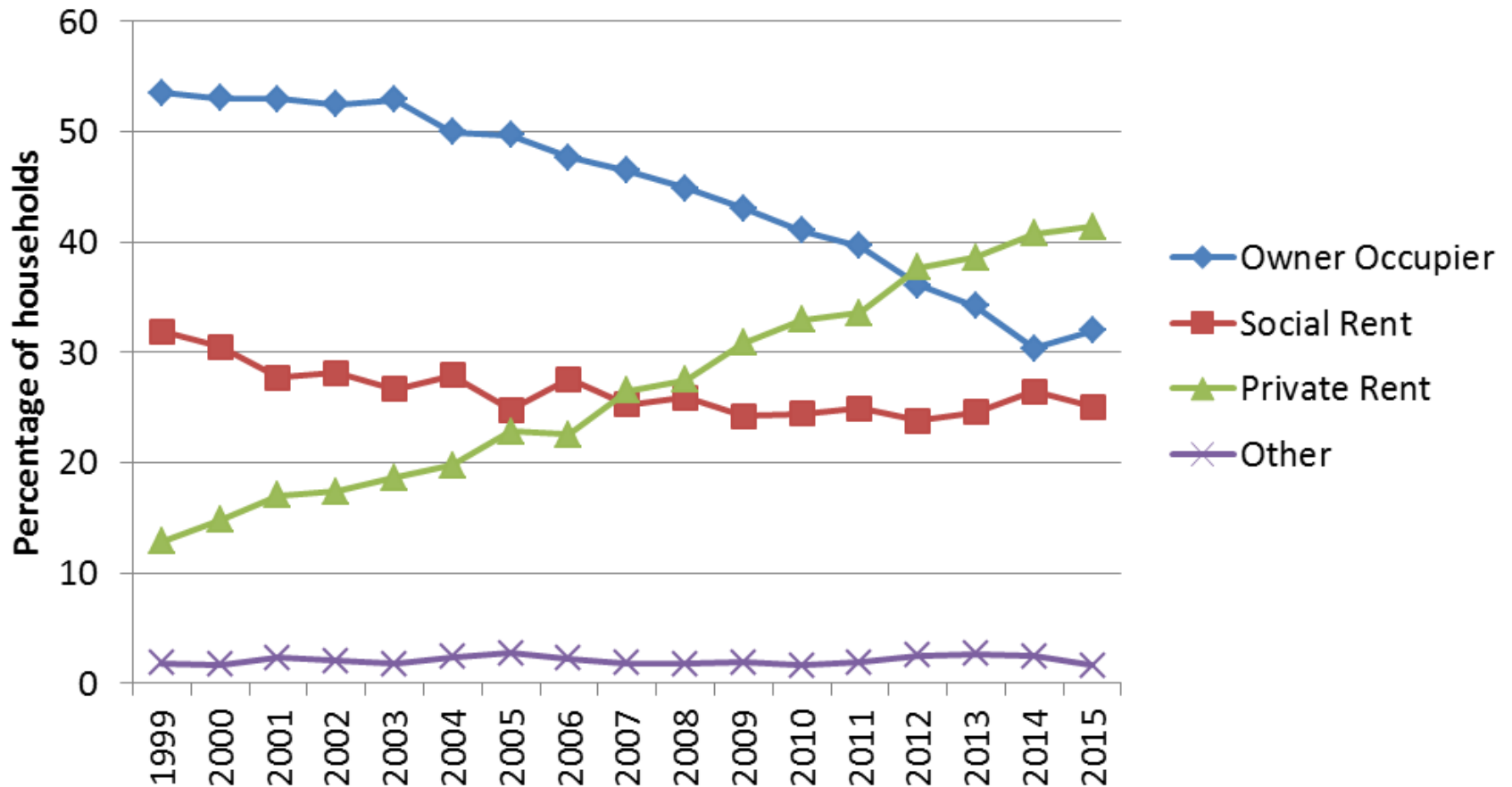
Access to the labour market: Recommendations

- Job design and recruitment processes
- Post school internships should be paid
- Improve young people support through Job Centre Plus

Job quality and pay Recommendations

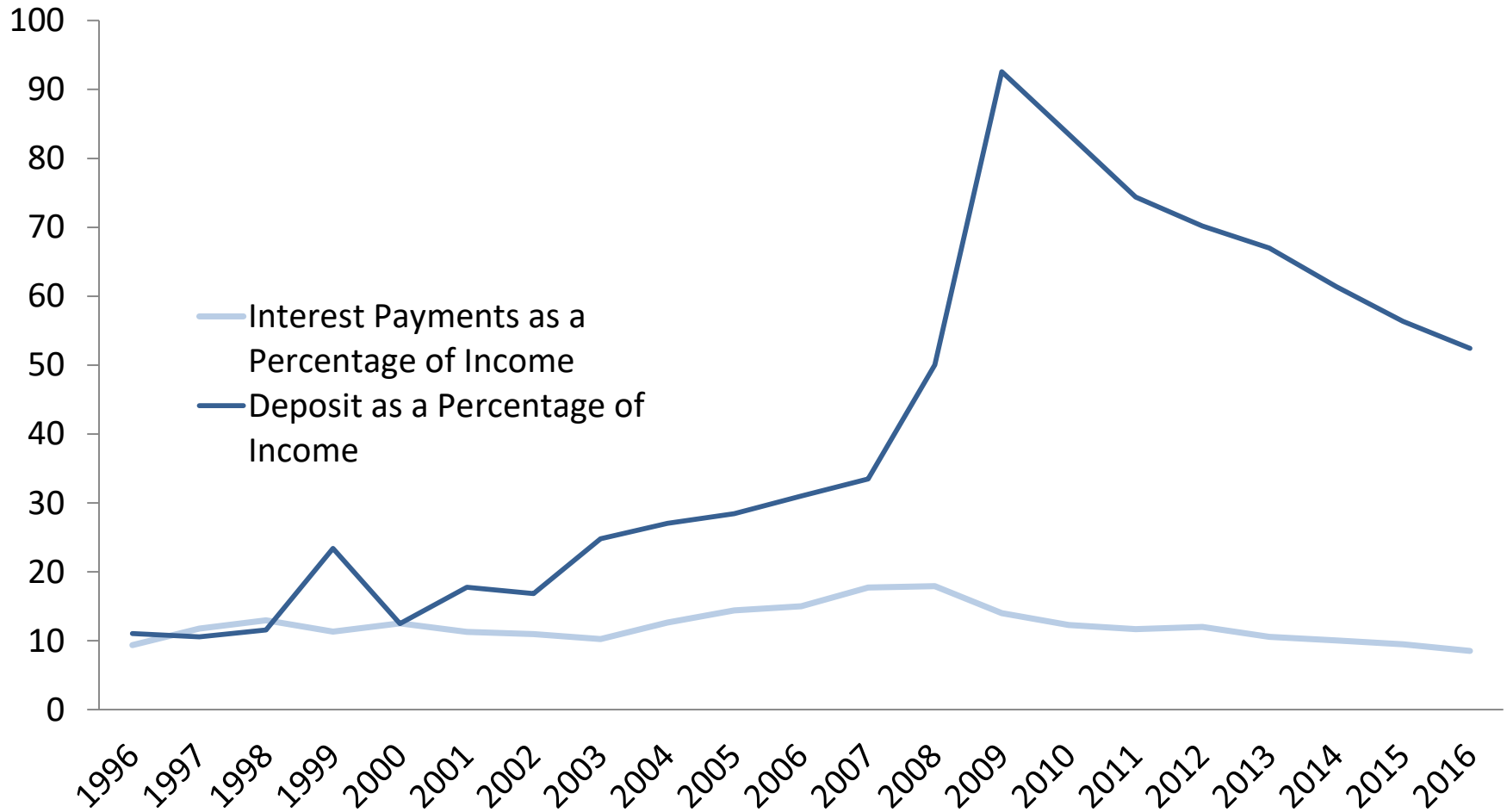
- Do away with exploitative zero hours contracts
- Extend national living wage to 18 year olds
- Do more to promote principles of inclusive growth
- Improve subsidized and free transport offers for young people

Housing: Households with a highest income earner between 16-34 years by tenure



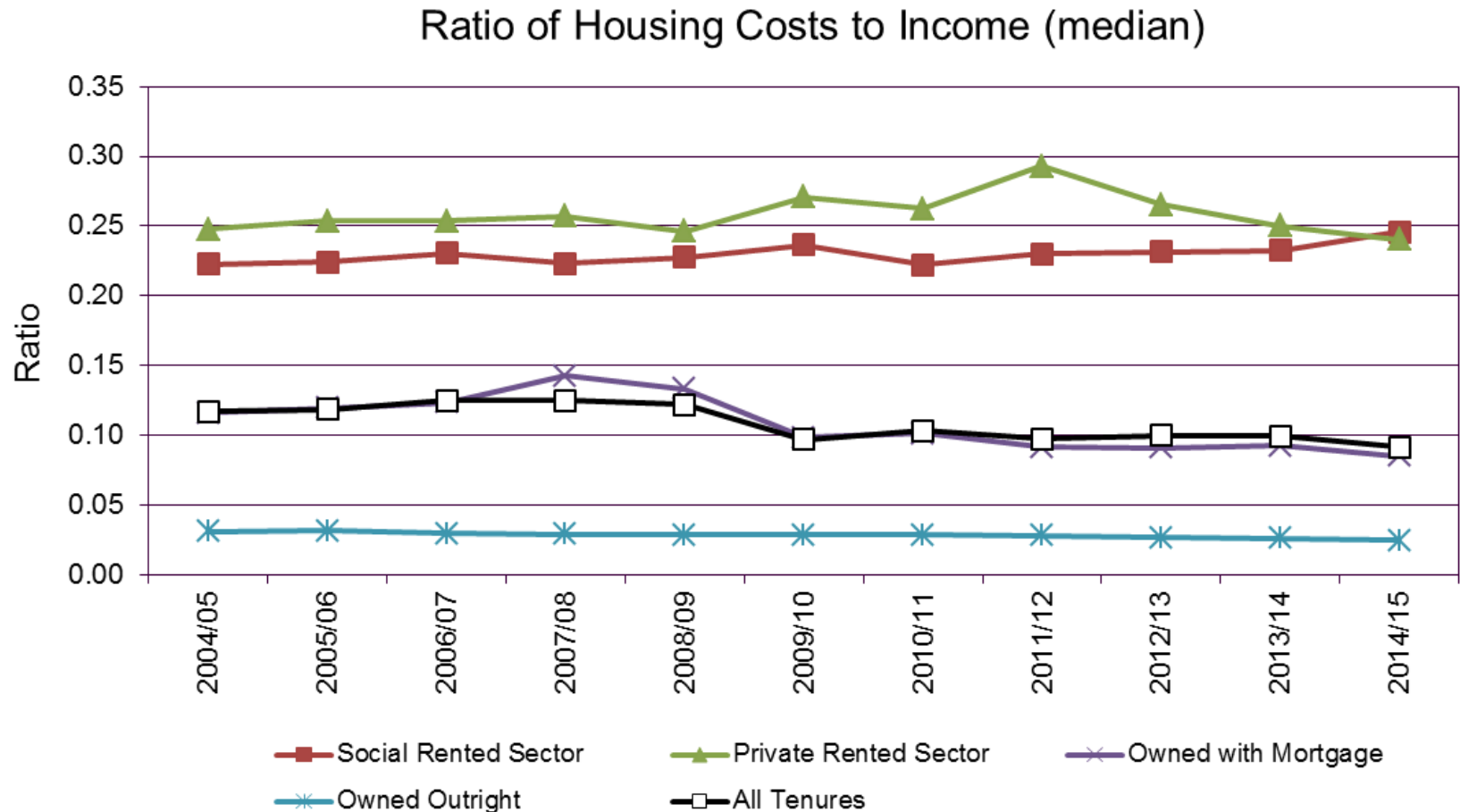
Source: Scottish Household Survey

Affordability Measures for First-Time Buyers in Scotland



Scottish Government analysis of CML data. Figures are approximate estimates due to limitations in the detail of the source data. For illustrative use only.

Ratio of Housing Costs to Income (median) by tenure



Source: Family Resources Survey

Housing: recommendations

- Improve advice on options for young people
 - Bring together advice on budgeting, benefits and housing
- Deliver more affordable housing for young people
- Ensure enforcement of regulations on the Private rented sector
- Improve access to social housing for young people

Mental health: 15 year old Scots*

	boys	girls	Intl boys	Intl Girls
Pressured by school work	59 %	80%	39%	51%
Perceived overweight	27% (actual 21%)	55% (actual 13 %)	22% (actual 22%)	43 (actual13)
Likes school a lot	14%	11%	22%	24%
Perceived family support	55%	54%	67%	64%

Dramatic deterioration in life satisfaction
between 11 yr olds and 15 yr olds

*Health Behaviour in School Aged Children, WHO Collaborative Study 2014

Of 39 general health indicators Scottish 15 year olds did:

	Boys	Girls
better	3	3
worse	19	17
Average	17	19
Better on	Tooth brushing Smoking Self reported health	

Mental health: recommendations

- Embed currently known strategies for improving mental health in schools in colleges
- Fund research on approaches to prevention and early intervention on mental health problems

Finally.....

Life stage approach to poverty reduction

- Early years: the case is made, but a long way to go to get best efforts embedded everywhere
- Primary schools: actually doing very well
- Secondary schools: the gap widens and life satisfaction significantly deteriorates
- Early adulthood: ok for some: awful for many
- Working age adults: make work pay
- Pensioners: major progress, but care costs for very old posing major challenges for the future

The system is complex, dynamic, and full of challenges, but we can do better.